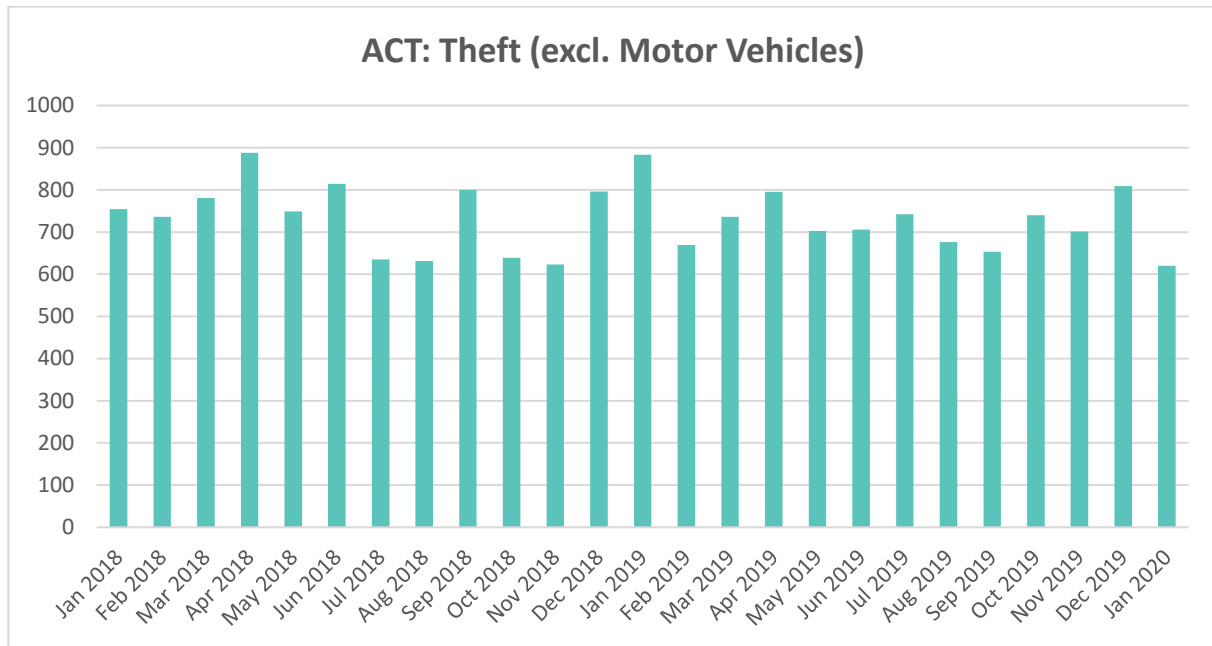


STATE AND TERRITORY RETAIL CRIME STATISTICS

Each State and Territory Police report retail crime and shoplifting under different names and use different data variables, such as offences occurring yearly vs. monthly. This makes it difficult to track retail crime trends on a national level. This document collates State and Territory Police crime statistics to chart shoplifting trends.

The National Retail Association will update this information as it becomes available.



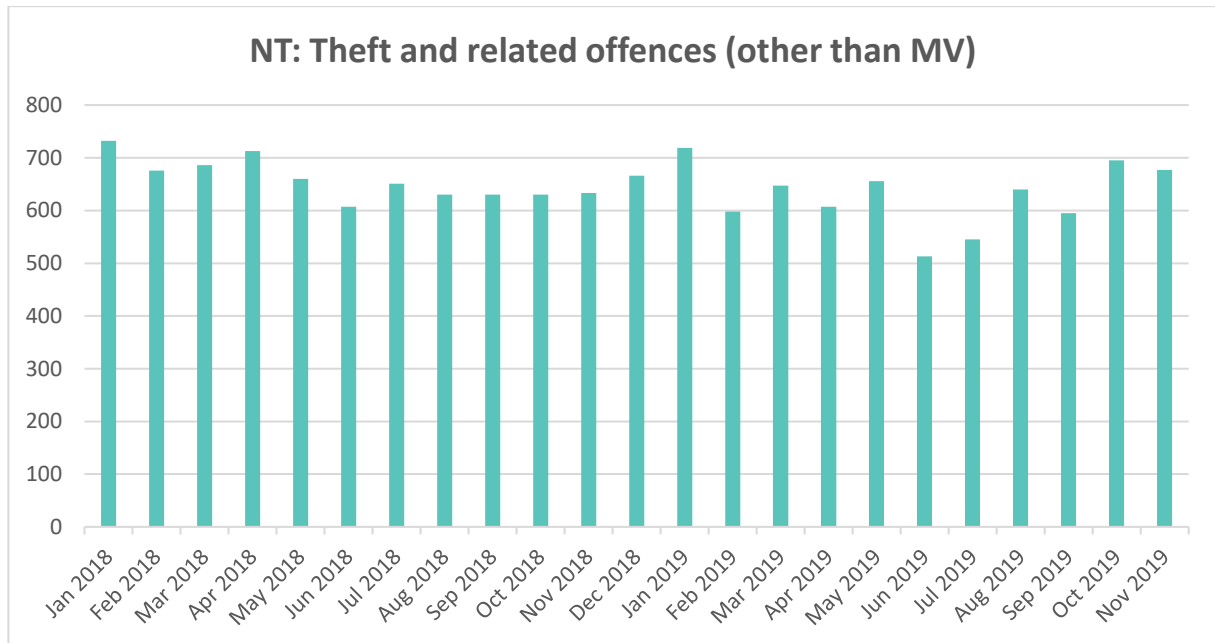
Source: <https://policenews.act.gov.au/crime-statistics-and-data/crime-statistics>

Update due 1 April 2020



Source: https://www.bocsar.nsw.gov.au/Pages/bocsar_datasets/Datasets.aspx

Update due 31 October 2020



Source: <http://www.pfes.nt.gov.au/police/community-safety/nt-crime-statistics/statistical-publications>

Update due 21 February 2020



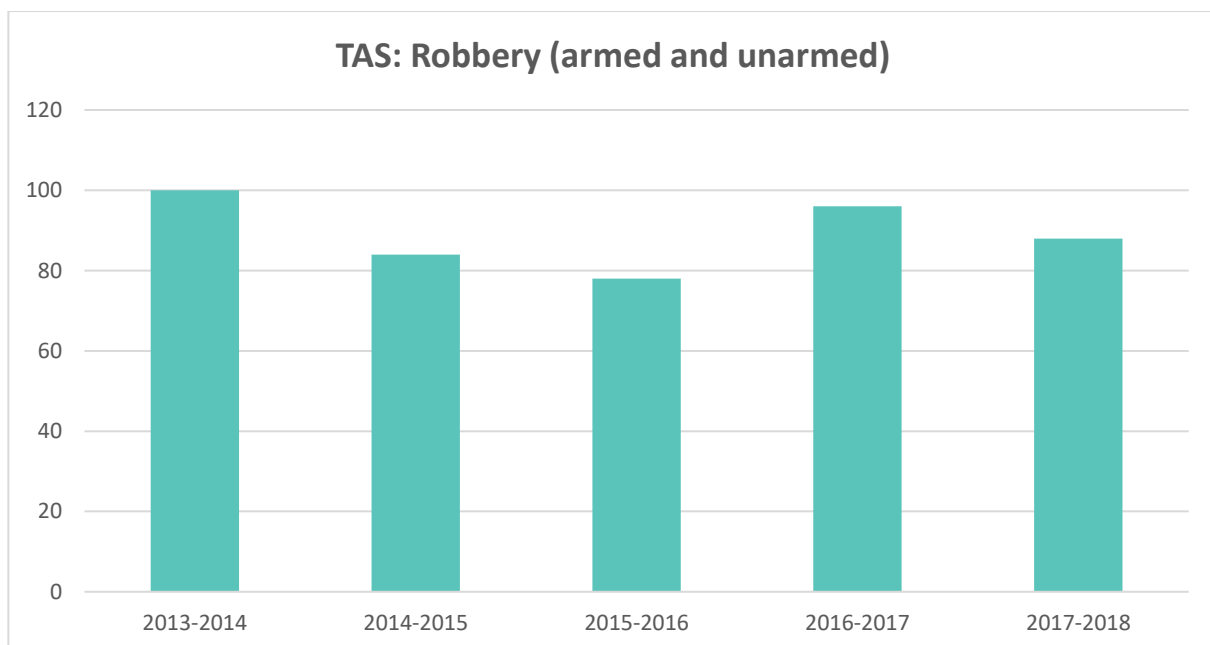
Source: <https://mypolice.qld.gov.au/queensland-crime-statistics/>

Update due 1 July 2020



Source: <https://www.police.sa.gov.au/about-us/crime-statistics-map>

Update due 31 March 2020



Source: <https://www.police.tas.gov.au/about-us/corporate-documents/crime-statistics-supplement/>

Update due 1 July 2020



Source: <https://www.crimestatistics.vic.gov.au/crime-statistics/latest-crime-data/download-data>

Update due 19 March 2020



Source: <https://www.police.wa.gov.au/Crime/CrimeStatistics#/start>

Update due 30 April 2020

Information current as of 6/3/20